

EU Declaration of conformity No. 01102020/T

This declaration of conformity is issued under the sole responsibility of the manufacturer. The object of the declaration described below is in conformity with the relevant Union harmonisation legislation.

Manufacturer: Tex-Tech s.r.o., Jiřího z Poděbrad 860, 664 62 Hrušovany u Brna, Czech Republic

Name Respirator

Model Name FFP2 PREMIUM

Standard Level ---

Product description:

The respirator is intended for protection of the respiratory tract. It is a personal protective equipment of simple construction. It is subject to the conformity assessment procedure under Chapter IV article 19 letter c) of the Regulation (EU) 2016/425 of the European Parliament and of the Council.


Tested according to:

Regulation (EU) 2016/425 of the European Parliament and of the Council, ČSN EN 149+A1-2001, NB 2163 UNIVERSAL CERTIFICATION, Turkey performed the EU type-examination (Module B), certificate No. 2163-PPE-2000

In Hrušovany u Brna, Jiřího z Poděbrad 26 date of issue 15.2.2021

Name and grade of authorised person CEO Denis Bego

Signature.....



EU Prohlášení o shodě č. 01102020/T

Toto prohlášení o shodě se vydává na výhradní odpovědnost výrobce. Níže popsany předmět prohlášení je ve shodě s příslušnými harmonizačními právními předpisy Evropské unie.

Výrobce: Tex-Tech s.r.o., Jiřího z Poděbrad 860, 664 62 Hrušovany u Brna, ČR

název Respirátor

název modelu FFP2 PREMIUM

třída ochrany ---

Popis a určení funkce výrobku

Respirátor je určen k ochraně dýchacích cest. Jedná se o osobní ochranný prostředek jednoduché konstrukce. Je předmětem postupu posuzování shody dle kapitoly IV čl. 19 písm. c) nařízení Evropského parlamentu a Rady (EU) 2016/425.


Ověřeno dle:

Nařízení Evropského parlamentu a Rady (EU) 2016/425, ČSN EN 149+A1-2001, NB 2163 UNIVERSAL CERTIFICATION, Turecko provedla EU přezkoušení typu (modul B), certifikát č. 2163-PPE-2000

V Hrušovanech u Brna Jiřího z Poděbrad 26, dne 15.2.2021

Jméno a funkce odpovědné osoby CEO Denis Bego

Podpis.....



EU TYPE EXAMINATION CERTIFICATE

Certificate No: 2163-PPE-2000

Respiratory protective devices, filtering half masks to protect against particles manufactured by

TEX-TECH s.r.o

Manufacturing Site I: Jiřího z Poděbrad 26 664 62 Hrušovany u Brna Česko

TRN MODA TEKSTİL SAN VE TİC.LTD ŞTİ.

Manufacturing Site II: Selahaddin Eyyubi Mah, 1538. Sk. No: 32/4,34517
Esenyurt / İstanbul TURKEY

are tested and evaluated according to

**EN 149:2001 + A1:2009 Respiratory Protective Devices -
Filtering Half Masks to Protect Against Particles -
Requirements, Testing, Marking**

Based on the type examination conducted with the evaluation of test reports, technical file according to Personal Protective Equipment Regulation (EU) 2016/425 Annex 5, it is approved that the product meets the requirements of the regulation.

Product Definition

Single use particle filtering half mask for protection against solid and liquid aerosols, is a folding type, 5 layered, without valve, fitted with ear straps and built-in nose clip.

Brand Name: TEX-TECH, **Model:** PREMIUM 01102020/T
Filtering half mask


Classification: FFP2 NR

For more details, refer technical evaluation report provided to the manufacturer, dated 15.02.2021 and number 2163-KKD-2000.

Here by the manufacturer is allowed to use notified body number (2163) and can fix CE mark, as shown below, on the Category III product models given above, with;

- Issuing an appropriate EU Declaration of Conformity according to **Personal Protective Equipment Regulation (EU) 2016/425 Annex 9**.
- Ongoing successful performance in fulfilment of the requirements set out in Personal Protective **Equipment Regulation (EU) 2016/425** and harmonised standards, ensured by assessments based on **Annex 7 (Module C2) or Annex 8 (Module D)** of the regulation.

This certificate is initially issued on 15/02/2021 and will be valid for 5 years, if there is no change in the relevant harmonised standard affecting the essential health and safety requirements.



Suat KAÇMAZ
UNIVERSAL CERTIFICATION
Director



TECHNICAL ASSESSMENT REPORT

REPORT DATE / NO: 05.02.2021 / 2163-KKD-2000

Applicant: TEX-TECH s.r.o

Manufacturing Site I: Jiřiho z Poděbrad 26 664 62 Hrušovany u Brna Česko

Manufacturer: TRN MODA TEKSTİL SAN VE TİC.LTD ŞTİ.

Manufacturing Site II: Selahaddin Eyyubi Mah, 1538. Sk. No: 32/4, 34517 Esenyurt / İstanbul TURKEY

Introduction

This report is for the, given above, manufacturer prepared according to the test results obtained from Universal Certification Conformity Assessment Co., dated 05.02.2021 with Serial Id 02-2021-T0663 based on EN 149: 2001 + A1: 2009 standard and the technical file dated 27 January 2021 (Revision 00) provided by the manufacturer.

The technical file of the manufacturer, and risk evaluation against the essential health safety requirements and the test report evaluated for their relation with Essential Requirements of Personal Protective Equipment Regulation and found to be appropriate.

This report is an annex and an integral part of the EU Type Examination Certificate No. 2163-PPE-2000 issued to the manufacturer. The test results and issued certificate belongs only to the tested model. The technical report consists of a total of 6 pages.

Product Description: Single use particle filtering half mask for protection against solid and liquid aerosols, is a folding type, 5 layered, without valve, fitted with ear straps and built-in nose clip.

Component and Materials:

Component	Material	Grade
1st layer (Outer)	Spunbond Fabric	50 g/m ² ± 2 g/ m ²
2nd layer	Hot Air Cotton Fabric	60 g/m ² ± 5 g/ m ²
3rd layer	Melt blown Fabric	25 g/m ² ± 2 g/ m ²
4th layer	Spunbond Fabric	20 g/m ² ± 2 g/ m ²
5th layer (Inner)	Spunbond Fabric	30 g/m ² ± 2 g/ m ²
Ear Straps	Spandex+Nylon	Length: 180 +2 mm
Nose Bridge	Polypropylene+ Galvanized iron wire	Length: 90 ± 2 mm

Classification: FFP2 NR

Brand Name: TEX-TECH **Model:** PREMIUM 01102020/T



**ESSENTIAL HEALTH and SAFETY REQUIREMENTS GIVEN IN EUROPEAN UNION REGULATION EU 2016/425
CORRESPONDING RISKS FOR THE PRODUCT**

1.1. Design principles

1.1.1. Ergonomics

PPE must be so designed and manufactured that in the foreseeable conditions of use for which it is intended the user can perform the risk related activity normally whilst enjoying appropriate protection of the highest possible level.

1.1.2. Levels and classes of protection

1.1.2.1. Highest level of protection possible

The optimum level of protection to be taken into account in the design is that beyond which the constraints by the wearing of the PPE would prevent its effective use during the period of exposure to the risk or normal performance of the activity.

1.1.2.2. Classes of protection appropriate to different levels of risk

Where differing foreseeable conditions of use are such that several levels of the same risk can be distinguished, appropriate classes of protection must be taken into account in the design of the PPE.

1.2. Innocuousness of PPE

1.2.1. Absence of risks and other inherent nuisance factors

PPE must be so designed and manufactured as to preclude risks and other nuisance factors under foreseeable conditions of use.

1.2.1.1. Suitable constituent materials

The materials of which the PPE is made, including any of their possible decomposition products, must not adversely affect the health or safety of users.

1.2.1.2. Satisfactory surface condition of all PPE parts in contact with the user

Any part of the PPE that is in contact or is liable to come into contact with the user when the PPE is worn must be free of rough surfaces, sharp edges, sharp points and the like which could cause excessive irritation or injuries

1.2.1.3. Maximum permissible user impediment

Any impediment caused by PPE to movements to be made, postures to be adopted and sensory perception must be minimized; nor must PPE cause movements which endanger the user or other persons.

1.3 Comfort and effectiveness

1.3.1. Adaptation of PPE to user morphology

PPE must be designed and manufactured in such a way as to facilitate its correct positioning on the user and to remain in place for the foreseeable period of use, bearing in mind ambient factors, the actions to be carried out and the postures to be adopted. For this purpose, it must be possible to adapt the PPE to fit the morphology of the user by all appropriate means, such as adequate adjustment and attachment systems or the provision of an adequate range of sizes.

1.3.2. Lightness and design strength

PPE must be as light as possible without prejudicing design strength and efficiency.


Apart from the specific additional requirements which they must satisfy in order to provide adequate protection against the risks in question (see 3), PPE must be capable of withstanding the effects of ambient phenomena inherent under the foreseeable conditions of use

1.4. Information supplied by the manufacturer

The notes that must be drawn up by the former and supplied when PPE is placed on the market must contain all relevant information on:

- a) In addition to the name and address of the manufacturer and/or his authorized representative established in the Community
- b) Storage, use, cleaning, maintenance, servicing and disinfection. cleaning, maintenance or disinfectant protection recommended by manufacturers must have no adverse effect on PPE or users when applied in accordance with the relevant instructions;
- c) Performance as recorded during technical tests to check the levels or classes of protection provided by the PPE in question;
- d) Suitable PPE accessories and the characteristics of appropriate spare parts;
- e) The classes of protection appropriate to different levels of risk and the corresponding limits of use;
- f) The obsolescence deadline or period of obsolescence of PPE or certain of its components;
- g) The type of packaging suitable for transport;
- h) The significance of any markings (see 2.12)
- i) Where appropriate the references of the Directives applied in accordance with Article 5(6) (b);
- j) The name, address and identification number of the notified body involved in the design stage of the PPE

These notes, which must be precise and comprehensible, must be provided at least in the official language(s) of the member state of destination



2. ADDITIONAL REQUIREMENTS COMMON TO SEVERAL CLASSES OR TYPES OF PPE

2.1. PPE incorporating adjustment systems

If PPE incorporates adjustment systems, the latter must be designed and manufactured so that, after adjustment, they do not become undone unintentionally in the foreseeable conditions of use.

2.3. PPE for the face, eyes and respiratory system

Any restriction of the user's face, eyes, field of vision or respiratory system by the PPE shall be minimised.

The screens for those types of PPE must have a degree of optical neutrality that is compatible with the degree of precision and the duration of the activities of the user.

If necessary, such PPE must be treated or provided with means to prevent misting-up.

Models of PPE intended for users requiring sight correction must be compatible with the wearing of spectacles or contact lenses.

2.4. PPE subject to ageing

If it is known that the design performance of new PPE may be significantly affected by ageing, the month and year of manufacture and/or, if possible, the month and year of obsolescence must be indelibly and unambiguously marked on each item of PPE placed on the market and on its packaging.

If the manufacturer is unable to give an undertaking with regard to the useful life of the PPE, his instructions must provide all the information necessary to enable the purchaser or user to establish a reasonable obsolescence month and year, taking into account the quality level of the model and the effective conditions of storage, use, cleaning, servicing and maintenance.

Where appreciable and rapid deterioration in PPE performance is likely to be caused by ageing resulting from the periodic use of a cleaning process recommended by the manufacturer, the latter must, if possible, affix a marking to each item of PPE placed on the market indicating the maximum number of cleaning operations that may be carried out before the equipment needs to be inspected or discarded. Where such a marking is not affixed, the manufacturer must give that information in his instructions.

2.6. PPE for use in potentially explosive atmospheres

PPE intended for use in potentially explosive atmospheres must be designed and manufactured in such a way that it cannot be the source of an electric, electrostatic or impact-induced arc or spark likely to cause an explosive mixture to ignite.

2.8. PPE for intervention in very dangerous situations

The instructions supplied by the manufacturer with PPE for intervention in very dangerous situations must include, in particular, data intended for competent, trained persons who are qualified to interpret them and ensure their application by the user.

The instructions must also describe the procedure to be adopted in order to verify that PPE is correctly adjusted and functional when worn by the user.

Where PPE incorporates an alarm which is activated in the absence of the level of protection normally provided, the alarm must be designed and placed so that it can be perceived by the user in the foreseeable conditions of use.

2.9. PPE incorporating components which can be adjusted or removed by the user

Where PPE incorporates components which can be attached, adjusted or removed by the user for replacement purposes, such components must be designed and manufactured so that they can be easily attached, adjusted and removed without tools.

2.12. PPE bearing one or more identification or recognition marks directly or indirectly relating to health and safety

The identification or recognition marks directly or indirectly relating to health and safety affixed to these types or classes of must preferably take the form of harmonized pictograms or ideograms and must remain perfectly legible throughout the foreseeable useful life of the PPE. In addition, these marks must be complete, precise and comprehensible so as to prevent any misinterpretation; in particular, where such marks incorporate words or sentences, the latter must appear in the official language(s) of the Member State where the equipment is to be used.

If PPE (or a PPE component) is too small to allow all or part of the necessary marking to be affixed, the relevant information must be mentioned on the packing and in the manufacturer's notes.

3. ADDITIONAL REQUIREMENTS SPECIFIC TO PARTICULAR RISKS

3.10.1. Respiratory protection

PPE intended for the protection of the respiratory system must make it possible to supply the user with breathable air when exposed to a polluted atmosphere and/or an atmosphere having an inadequate oxygen concentration.

The breathable air supplied to the user by PPE must be obtained by appropriate means, for example after filtration of the polluted air through PPE or by supply from an external unpolluted source.

The constituent materials and other components of those types of PPE must be chosen or designed and incorporated so as to ensure appropriate user respiration and respiratory hygiene for the period of wear concerned under the foreseeable conditions of use.

The leak-tightness of the facepiece and the pressure drop on inspiration and, in the case of the filtering devices, purification capacity must keep contaminant penetration from a polluted atmosphere low enough not to be prejudicial to the health or hygiene of the user.


The PPE must bear details of the specific characteristics of the equipment which, in conjunction with the instructions, enable a trained and qualified user to employ the PPE correctly.

In the case of filtering equipment, the manufacturer's instructions must also indicate the time limit for the storage of new filters kept in their original packaging.




Technical Assessment of EN 149: 2001 + A1: 2009 Standard and other Standards it refers to, Clauses Corresponding to the
(EU) 2016/425 Directive

Conforming to EN 149:2001 + A1:2009 Standard Requirements																																			
Article 5	<p>Classification: Particle Filtering Half Mask</p> <p>The mask subject to evaluation based on the test results and technical file provided by the manufacturer is classified as: Filtering Efficiency and Maximum Total Inward Leakage: Classified as FFP2 Mask is classified for single shift use, NR</p>																																		
Article 7.4	<p>Packing: Particle filtering half masks are packaged to protect them from contamination before use and with cardboard boxes to prevent mechanical damage. The packaging design and the product is considered to withstand the foreseeable conditions of use based on the visual inspection results given in the test report. Details given Annex 9.1 in Technical File.</p>																																		
Article 7.5	<p>Material: Materials used in particle filtering half masks, according to the simulated wearing treatment and temperature conditioning results; It is understood it withstands handling and wear over the period for which the particle filtering half mask is designed to be used, it suffered mechanical failure of the facepiece or straps, any material from the filter media released by the air flow through the filter has not constitute a hazard or nuisance for the wearer. The manufacturer declares that the materials used in manufacturing of the mask does not have an adverse affect to the health Section 7 in Technical File.</p> <p>Based on the test results, the masks did not collapse when subject to simulated wearing and temarature conditioning. No nuisance situation is reported during the practical performance tests by human subjects.</p>																																		
Article 7.6	<p>Cleaning and Disinfection: Particle filtering half mask is not designed to be as re-usable. No cleaning or disinfection procedure provided by the manufacturer.</p>																																		
Article 7.7	<p>Practical Performance:</p> <p>The test report indicates that the human subjects did not face any difficulty in performing the excercises while they were weared by the sample masks, in walking test or work simulation tests. The wearers did not report any failure by means of head harness / straps/ earloops comfort, security of fastenings and field of vision. Also no imperfections reported during total inward tests about the comfort, field of vision and fastening issues.</p> <table border="1" style="margin-left: auto; margin-right: auto; border-collapse: collapse;"> <thead> <tr> <th style="width: 30%;">Assessed Elements</th> <th style="width: 15%;">Positive</th> <th style="width: 15%;">Negative</th> <th style="width: 40%;">Requirements in accordance with EN 149:2001 + A1:2009 and Result</th> </tr> </thead> <tbody> <tr> <td>The face piece fitting</td> <td style="text-align: center;">2</td> <td style="text-align: center;">0</td> <td rowspan="4" style="text-align: center;">Positive results are obtained from the test subjects No imperfections</td> </tr> <tr> <td>Head harness comfort</td> <td style="text-align: center;">2</td> <td style="text-align: center;">0</td> </tr> <tr> <td>Security of fastenings</td> <td style="text-align: center;">2</td> <td style="text-align: center;">0</td> </tr> <tr> <td>Field of vision</td> <td style="text-align: center;">2</td> <td style="text-align: center;">0</td> </tr> </tbody> </table> <p>Conditioning: (A.R.) As Received, original</p>	Assessed Elements	Positive	Negative	Requirements in accordance with EN 149:2001 + A1:2009 and Result	The face piece fitting	2	0	Positive results are obtained from the test subjects No imperfections	Head harness comfort	2	0	Security of fastenings	2	0	Field of vision	2	0																	
Assessed Elements	Positive	Negative	Requirements in accordance with EN 149:2001 + A1:2009 and Result																																
The face piece fitting	2	0	Positive results are obtained from the test subjects No imperfections																																
Head harness comfort	2	0																																	
Security of fastenings	2	0																																	
Field of vision	2	0																																	
Article 7.8	<p>Finish of Parts: Particle filtering half masks, which are likely to come into contact with the user, do not have sharp edges and do not contain burrs.</p>																																		
Article 7.9.1	<p>Total Inward Leakage:</p> <p>The Total Inward Leakage test is conducted by 10 individual in an aerosol chamber with a walking band, and samples are taken during the conduction of the excercises defined in the standard. The samples used in the test are subjected to the conditioning required in the standard as temperature conditioning and as received. The face dimensions of the subjects are also reported. The measurement details for each subject and for each excersize are available in the test report.</p> <p>It was reported that: All 50 exercise measurement results are smaller or equal to 11%, the values varies between 6.65% and 8.32%. All 10 individual's arithmetic mean is smaller or equal to 8%, the values varies between 7.37% and 7.82%.</p> <p style="text-align: center;">According to the reported results, the product meets the limits for FFP2 classification.</p>																																		
Article 7.9.2	<p>Penetration of filter material: Sodium Chloride Testing</p> <table border="1" style="margin-left: auto; margin-right: auto; border-collapse: collapse;"> <thead> <tr> <th style="width: 15%;">Condition</th> <th style="width: 10%;">No. of Sample</th> <th style="width: 20%;">Sodium Chloride Testing 95 L/min max (%)</th> <th style="width: 20%;">Requirements in accordance with EN 149:2001 + A1:2009</th> <th style="width: 35%;">Result</th> </tr> </thead> <tbody> <tr> <td>(A.R.)</td> <td style="text-align: center;">36</td> <td style="text-align: center;">2,40</td> <td rowspan="12" style="text-align: center;">FFP1 ≤ 20 % FFP2 ≤ 6 % FFP3 ≤ 1 %</td> <td rowspan="12" style="text-align: center;">Filtering half masks fulfill the requirements of the standard EN 149:2001 + A1:2009 given in 7.9.2 in range of the FFP1 and FFP2 classes.</td> </tr> <tr> <td>(A.R.)</td> <td style="text-align: center;">37</td> <td style="text-align: center;">2,02</td> </tr> <tr> <td>(A.R.)</td> <td style="text-align: center;">38</td> <td style="text-align: center;">2,01</td> </tr> <tr> <td>(S.W.)</td> <td style="text-align: center;">1</td> <td style="text-align: center;">2,16</td> </tr> <tr> <td>(S.W.)</td> <td style="text-align: center;">2</td> <td style="text-align: center;">2,21</td> </tr> <tr> <td>(S.W.)</td> <td style="text-align: center;">3</td> <td style="text-align: center;">2,09</td> </tr> <tr> <td>(M.S. T.C.)</td> <td style="text-align: center;">10</td> <td style="text-align: center;">1,97</td> </tr> <tr> <td>(M.S. T.C.)</td> <td style="text-align: center;">11</td> <td style="text-align: center;">1,90</td> </tr> <tr> <td>(M.S. T.C.)</td> <td style="text-align: center;">12</td> <td style="text-align: center;">1,83</td> </tr> </tbody> </table> <p>Conditioning: (M.S.) Mechanical Strength (T.C.) Temperature Conditioning (A.R.) As Received, original (S.W.) Simulated wearing treatment</p> <p style="text-align: right;">95 L/min = 1,6 dm³.sn⁻¹</p>	Condition	No. of Sample	Sodium Chloride Testing 95 L/min max (%)	Requirements in accordance with EN 149:2001 + A1:2009	Result	(A.R.)	36	2,40	FFP1 ≤ 20 % FFP2 ≤ 6 % FFP3 ≤ 1 %	Filtering half masks fulfill the requirements of the standard EN 149:2001 + A1:2009 given in 7.9.2 in range of the FFP1 and FFP2 classes.	(A.R.)	37	2,02	(A.R.)	38	2,01	(S.W.)	1	2,16	(S.W.)	2	2,21	(S.W.)	3	2,09	(M.S. T.C.)	10	1,97	(M.S. T.C.)	11	1,90	(M.S. T.C.)	12	1,83
Condition	No. of Sample	Sodium Chloride Testing 95 L/min max (%)	Requirements in accordance with EN 149:2001 + A1:2009	Result																															
(A.R.)	36	2,40	FFP1 ≤ 20 % FFP2 ≤ 6 % FFP3 ≤ 1 %	Filtering half masks fulfill the requirements of the standard EN 149:2001 + A1:2009 given in 7.9.2 in range of the FFP1 and FFP2 classes.																															
(A.R.)	37	2,02																																	
(A.R.)	38	2,01																																	
(S.W.)	1	2,16																																	
(S.W.)	2	2,21																																	
(S.W.)	3	2,09																																	
(M.S. T.C.)	10	1,97																																	
(M.S. T.C.)	11	1,90																																	
(M.S. T.C.)	12	1,83																																	



		Penetration of filter material: Paraffin Oil Testing				
	Condition	No. of Sample	Paraffin Oil Testing 95 L/min max (%)	Requirements in accordance with EN 149:2001 + A1:2009	Result	
<i>Article</i> 7.9.2	(A.R.)	39	4,60	FFP1 ≤ 20 % FFP2 ≤ 6 % FFP3 ≤ 1 %	Filtering half masks fulfill the requirements of the standard EN 149:2001 + A1:2009 given in 7.9.2 in range of the FFP1 and FFP2 classes.	
	(A.R.)	40	3,83			
	(A.R.)	41	3,57			
	(S.W.)	4	3,65			
	(S.W.)	5	3,86			
	(S.W.)	6	4,12			
	(M.S. T.C.)	13	3,75			
	(M.S. T.C.)	14	3,67			
	(M.S. T.C.)	15	3,43			
Conditioning: (M.S.) Mechanical Strength (T.C.) Temperature Conditioning (A.R.) As Received, original (S.W.) Simulated wearing treatment						
<i>Article</i> 7.10	Compatibility with skin: In Practical Performance report, the likelihood of mask materials in contact with the skin causing irritation or other adverse effect on health was not reported.					
<i>Article</i> 7.11	Flammability:					
	Condition	No. of Sample	Visual inspection	Requirements in accordance with EN 149:2001 + A1:2009	Result	
	(A.R.)	45	Burn for 0.0s	Filtering half mask shall not burn or not continue to burn for more than 5 s after removal from the flame	Passed Filtering half masks fulfill requirements of the standard	
	(A.R.)	46	Burn for 0.1s			
	(T.C.)	21	Burn for 0.2s			
(T.C.)	22	Burn for 0.1s				
(T.C.)	22	Burn for 0.1s				
Conditioning: (A.R.) As Received, original (T.C.) Temperature Conditioning						
<i>Article</i> 7.12	Carbon dioxide content of the inhalation air:					
	Condition	No. of Sample	CO ₂ content of the inhalation air [%] by volume	An average CO ₂ content of the inhalation air	Requirements in accordance with EN 149:2001 + A1:2009	Result
	(A.R.)	26	0,58	0,58[%]	CO ₂ content of the inhalation air shall not exceed an average of 1,0% by volume	Passed Filtering half masks fulfill requirements of the standard
	(A.R.)	27	0,57			
(A.R.)	28	0,59				
(A.R.)	28	0,59				
Conditioning: (A.R.) As Received, original						
<i>Article</i> 7.13	Head harness: In Practical Performance and TIL test reports no adverse effects have been reported for donning and remove of the mask also the results of these tests indicates that the head harness are capable of holding the mask firmly enough.					
<i>Article</i> 7.14	Field of vision: In Practical Performance report, no adverse effects were reported for the field of vision availability when the mask is wearred.					
<i>Article</i> 7.15	Exhalation Valve(s): The model under inspection have no valves. Passed.					
<i>Article</i> 7.16	Breathing Resistance: Inhalation The overall evaluation in the figures gathered for 9 different samples 3 as received, 3 with temperature conditioning and 3 simulated wearing treatment conditioned complies with the limits given in the standard for FFP1, FFP2 and FFP3 classes. This is valid for inhalation results for 30 L/min, 95 L/min and exhalation at 160 L/min. Passed.					

Article 7.17	Clogging: This test is not applied to Particle Filtering Half Mask which is not reusable. <i>(For single shift use devices, the clogging test is optional test. For re-usable devices test is mandatory.)</i>
Article 7.18	Demountable Parts: There are no demountable parts on the product.
Article 8	Testing: All tests conducted according to Clause 8 of this standard is available in the test report and are evaluated in this report for qualification and classification of the mask.
Article 9	Marking – Packaging: Necessary markings are available on the product package (box). The name and trademark of the manufacturer is clearly visible. The type of the mask and the classification including the status of re-usability, the reference to EN 149:2001+A1:2009 standard, the year of end of shelf life, using and storage instructions and pictograms and CE mark are available on the product package. The above evaluation is based on the technical document for packaging and marking, for box design. Verified Section 9.1 on the technical file. The technical documentation for mask design (drawing) also evaluated for marking requirements, drawing Section 6. The mask template (drawing) indicates that the mask will carry information about the brandname (TEX-TECH) of the manufacturer, type of mask, the reference to EN 149:2001+A1:2009 standard and classification including the re-usability of the mask. The manufacturer also printed CE mark with our Notified Body number. The mask do not have sub-assemblies. The tested samples by the laboratory carry necessary marking information as stated in the technical documentation, the manufacturer shall also follow marking instruction in the technical file for serial production. PREMIUM 01102020/T drawing exists in the technical file Section 6 of the manufacturer.
Article 10	Information to be supplied by the manufacturer: In each of the smallest commercially available packaging of the product, implementation (installation instructions) pre-use controls, warning and usage limitations, storage and meanings of symbols / pictograms are defined. User instruction document in the technical file found to be appropriate Section 8, The manufacturer shall include this documented user information text in every smallest commercially available package.

PREPARED BY	APPROVED BY
Osman CAMCI PPE Expert 	Suat KAÇMAZ Director  

UNIVERSAL CERTIFICATION CONFORMITY ASSESSMENT CO
Tatlısu Mah. Arif Ay Sk. No:16/3 Ümraniye, İstanbul / TURKEY

TEST REPORT

Report Date: 05.02.2021
Report Number: 02-2021-T0663

CLIENT and SAMPLE INFORMATION

TEST OWNER	TEX-TECH s.r.o		
ADDRESS	Jiřího z Poděbrad 26664 62 Hrušovany u Brna Česko		
SAMPLE DESCRIPTION	Folding type protective mask		
BRAND NAME – MODEL	TEX-TECH / PREMIUM 01102020/T		
TESTING STANDARD	EN 149+A1:2009		
CASE NUMBER	CE-PPE-3913		
SAMPLE RECEIVE DATE	22.01.2021	TESTING START DATE	22.01.2021
DISINFECTION INSTRUCTION <i>If applicable</i>	Not given, single use only		
NUMBER OF SAMPLES	50	SAMPLE IDs:	1 – 46
AS RECEIVED SAMPLE NO	26-46		
CONDITIONING SAMPLE NO	Simulated wearing treatment	1-2-3-4-5-6-7-8-9 (As Received)	
	Temperature conditioning	10-11-12-13-14-15 (Sample after test of Mechanical Strength)	
		16-17-18-19-20-21-22-23-24-25 (As Received)	
Mechanical strength	10-11-12-13-14-15 (As Received)		

The results given in this test report belongs to the samples tested. The report content cannot be recreated partially without the written consent of UNIVERSAL CERTIFICATION.

1. REPORT SUMMARY

TEST STANDARD	TEST NAME	RESULT	EVALUATION
EN 149:2001 + A1:2009 clause 8.5 EN 13274-1:2001	Total Inward Leakage Testing	Pass	FFP2
EN 149:2001 + A1:2009 clause 8.11 EN 13274-7:2019	Penetration of Filter Material	Pass	FFP2
EN 149:2001 + A1:2009 clause 8.6 EN 13274-4:2001	Flammability Testing	Pass	See results
EN 149:2001 + A1:2009 clause 8.7 EN 13274-6:2001	Carbon Dioxide Content of The Inhalation Air Testing	Pass	See results
EN 149:2001 + A1:2009 clause 8.9 EN 13274-3:2001	Breathing Inhalation Resistance-30 l/min	Pass	See results
	Breathing Inhalation Resistance-95 l/min	Pass	See results
EN 149:2001 + A1:2009 clause 8.9 EN 13274-3:2001	Exhalation Resistance, flow rate 160 l/min	Pass	See results

2. TEST RESULTS and EVALUATION

7.4 PACKAGING (EN 149:2001 + A1:2009 clause 8.2)

Test Method: Clause 8.2-Visual inspection

REQUIREMENT	RESULTS	COMMENT
Particle filtering half masks shall be offered for sale packaged in such a way that they are protected against mechanical damage and contamination before use.	Pass	The masks were packaged in sealed plastic bags, in larger plastic bags inside a large cardboard box that gave some protection against mechanical damage or contamination before use

Lab A

7.5 MATERIAL (EN 149:2001 + A1:2009 clause 8.2, 8.3.1, 8.3.2)

Test Method: Clause 8.2-Visual inspection

Clause 8.3.1-Simulated wearing treatment

A breathing machine is adjusted to 25 cycles/min and 2,0 l/stroke. The particle filtering half mask was mounted on a Sheffield dummy head.

For testing, a saturator is incorporated in the exhalation line between the breathing machine and the dummy head, the saturator being set at a temperature in excess of 37 °C to allow for the cooling of the air before it reaches the mouth of the dummy head.

The air has been saturated at (37 ± 2) °C at the mouth of the dummy head

Clause 8.3.2-Temperature conditioning

The ambient temperature for testing has been between 16 °C and 32 °C and the temperature limits has been subject to an accuracy of ±1 °C.

a) for 24 h to a dry atmosphere of (70 ± 3) °C;

b) for 24 h to a temperature of (-30 ± 3) °C; and allow to return to room temperature for at least 4 h between exposures and prior to subsequent testing. The conditioning has been carried out in a manner which ensures that no thermal shock occurs.

REQUIREMENT	RESULTS	COMMENT
Materials used shall be suitable to withstand handling and wear over the period for which the particle filtering half mask is designed to be used.	Pass	The materials used were able to withstand handling and wear during the limited laboratory testing carried out.
Any material from the filter media released by the air flow through the filter shall not constitute a hazard or nuisance for the wearer.	Pass	It was not constitute a hazard or nuisance for the wearer.
After undergoing the conditioning described in 8.3.1 none of the particle filtering half masks shall have suffered mechanical failure of the facepiece or straps.	Pass	None of the specimens conditioned suffered mechanical failure.
When conditioned in accordance with 8.3.1 and 8.3.2 the particle filtering half mask shall not collapse.	Pass	None of the specimens had not collapse after conditioning.

Lab B

7.6 CLEANING AND DISINFECTING (EN 149:2001 + A1:2009 clause 8.4, 8.5, 8.11)

Test Method: Described in Clause 8.4, 8.5 and 8.11

REQUIREMENT	RESULTS	COMMENT
If the particle filtering half mask is designed to be re-usable, the materials used shall withstand the cleaning and disinfecting agents and procedures to be specified by the manufacturer. With reference to 7.9.2, after cleaning and disinfecting the re-usable particle filtering half mask shall satisfy the penetration requirement of the relevant class.	N/A	This article is not applicable for tested protective mask which is single use disposable mask.

7.7 PRACTICAL PERFORMANCE (EN 149:2001 + A1:2009 clause 8.4)

Test Method: Described in Clause 8.4

REQUIREMENT	RESULTS	COMMENT
The particle filtering half mask shall undergo practical performance tests under realistic conditions. These general tests serve the purpose of checking the equipment for imperfections that can not be determined by the tests described elsewhere in this standard. Two as received mask samples are used by two subject for the walking (10 mins walking with a speed of 6km/h) and work simulation (bended walking, crawling and basket filling exercises) tests.	No imperfections	Detail refer to Annex I

Annex I-Test Result:

Number of sample: 29 (A.R), 30 (A.R)

Assessed elements	Positive Assessment	Negative Assessment	Requirements in accordance with EN 149:2001+A1:2009	Assessment of Test Result Conformity / Nonconformity
The face piece fitting Head harness comfort Security of fastenings Field of vision	2 2 2 2	0 0 0 0	Filtering half masks should not have imperfections related to wearer's acceptance	Filtering half masks fulfil requirements of the standard EN 149:2001 + A1:2009 given in 7.7 No imperfections

The subjects (MEG and MA) were able to complete the exercises and did not report any nuisance or problem with the mask.

Lab B

7.8 FINISH OF PARTS (EN 149:2001 + A1:2009 clause 8.2)

Test Method: Described in Clause 8.2

REQUIREMENT	RESULTS	COMMENT
Parts of the device likely to come into contact with the wearer shall have no sharp edges or burrs.	Pass	None of the specimens used in laboratory testing showed evidence of sharp edges or burrs while visual inspection and performance tests.

Lab A

7.9.1 TOTAL INWARD LEAKAGE (EN 149:2001 + A1:2009 clause 8.5)

Test Method: Described in Clause 8.5

REQUIREMENT	RESULTS	COMMENT
The total inward leakage consists of three components: face seal leakage, exhalation valve leakage (if exhalation valve fitted) and filter penetration. For particle filtering half masks fitted in accordance with the manufacturer's information, at least 46 out of the 50 individual results shall be not greater than: 25 % for FFP1, 11 % for FFP2, 5 % for FFP3 and in addition at least 8 out of the 10 individual wearer arithmetic means for the total inward leakage shall not be greater than: 22 % for FFP1, 8 % for FFP2, 2 % for FFP3	Pass	Classified as FFP2 Detail refer to Annex II

Annex II-Test Result:

The test results obtained are given in the tables as follows

Test Subject	No of sample	Cond.	1. Walk (%)	Head side/ side (%)	Head up/down (%)	Talk (%)	2. Walk (%)	Average (%)
1	31	A.R.	7,21	7,44	7,15	7,63	8,19	7,52
2	32	A.R.	7,05	6,65	7,87	8,21	7,25	7,41
3	33	A.R.	7,26	8,32	7,68	7,60	8,02	7,78
4	34	A.R.	7,07	7,83	8,15	7,14	7,36	7,51
5	35	A.R.	7,16	8,00	7,12	7,54	7,11	7,39
6	16	T.C.	7,53	7,76	7,14	7,41	7,03	7,37
7	17	T.C.	6,92	7,61	7,98	8,17	7,77	7,69
8	18	T.C.	7,90	8,11	7,94	7,16	7,98	7,82
9	19	T.C.	7,03	7,48	8,01	7,37	8,26	7,63
10	20	T.C.	6,84	7,04	7,44	7,63	7,89	7,37
All 50 individual exercise results were not greater than 11 % All 10 individual wearer arithmetic means were not greater than 8 %.								Pass (FFP2)

Test Subject	Face Length (mm)	Face Width (mm)	Face Depth (mm)	Mouth Width (mm)
1	117	155	130	60
2	113	148	128	62
3	112	160	134	59
4	115	148	125	61
5	120	158	132	57
6	118	150	134	59
7	115	152	130	57
8	117	155	134	59
9	114	149	128	57
10	110	150	131	55

For Information Only

Lab B

7.9.2 PENETRATION OF FILTER MATERIAL (EN 149:2001 + A1:2009 clause 8.11)

Test Method: Described in Clause 8.11

REQUIREMENT			RESULTS	COMMENT
Classification	Max penetration of test aerosol		Pass	Detail refer to Annex IIIA and IIIB
	NaCl test 95 l/min %max	Paraffin oil test 95 l/min %max		
FFP1	20	20		
FFP2	6	6		
FFP3	1	1		

Annex IIIA-Test Result:

The test results obtained are given in the tables as follows:

No. of Sample	Condition	Penetration of Sodium Chloride in accordance with EN 13274-7:2019 [%] Flow rate 95 l/min	Requirements in accordance with EN 149:2001+A1:2009	Assessment of Test Result Conformity / Nonconformity
36	As received	2,40	FFP1 ≤ 20 % FFP2 ≤ 6 % FFP3 ≤ 1 %	Passed Filtering half masks fulfil the requirements of the standard EN 149:2001+A1:2009 given in 7.9.2 in range of the first and second protection class (FFP1, FFP2)
37		2,02		
38		2,01		
1	Simulated wearing treatment	2,16		
2		2,21		
3		2,09		
10	Mechanical strength + Temperature conditioned	1,97		
11		1,90		
12		1,83		

Annex IIIB-Test Result:

The test results obtained are given in the tables as follows:

No. of Sample	Condition	Penetration of Paraffin Oil Mist in accordance with EN 13274-7:2019 [%] Flow rate 95 l/min	Requirements in accordance with EN 149:2001+A1:2009	Assessment of Test Result Conformity / Nonconformity
39	As received	4,60	FFP1 ≤ 20 % FFP2 ≤ 6 % FFP3 ≤ 1 %	Passed Filtering half masks fulfil the requirements of the standard EN 149:2001+A1:2009 given in 7.9.2 in range of the first and second protection classes (FFP1, FFP2)
40		3,83		
41		3,57		
4	Simulated wearing treatment	3,65		
5		3,86		
6		4,12		
13	Mechanical strength + Temperature conditioned	3,75		
14		3,67		
15		3,43		

Lab A + B

7.10 COMPATIBILITY WITH SKIN (EN 149:2001 + A1:2009 clause 8.4, 8.5)

Test Method: Described in Clause 8.4 and 8.5.

REQUIREMENT	RESULTS	COMMENT
Materials that may come into contact with the wearer's skin shall not be known to be likely to cause irritation or any other adverse effect to health.	Pass	No irritation or any other adverse effect to health or sensitivity reported by the subjects during the practical performance and TIL tests.

Lab B

7.11 FLAMMABILITY (EN 149:2001 + A1:2009 clause 8.6)

Test Method: Described in Clause 8.6

REQUIREMENT	RESULTS	COMMENT
The material used shall not present a danger for the wearer and shall not be of highly flammable nature. When tested, the particle filtering half mask shall not burn or not to continue to burn 5s after removal from the flame.	Pass	Detail refer to Annex IV

Annex IV-Test Result: The test results obtained are given in the tables as follows:

No. of Sample	Condition	Visual inspection	Requirements in accordance with EN 149:2001+A1:2009	Assessment of Test Result Conformity / Nonconformity
45	As received	0,0 s	Filtering half mask shall not burn or not continue to burn for more than 5 s after removal from the flame	Passed Filtering half masks fulfil requirements of the standard EN 149:2001 + A1:2009 given in 7.11
46		0,1 s		
21	Temperature conditioned	0,2 s		
22		0,1 s		

Lab B

7.12 CARBON DIOXIDE CONTENT OF THE INHALATION AIR (EN 149:2001 + A1:2009 clause 8.7)

Test Method: Described in Clause 8.7

REQUIREMENT	RESULTS	COMMENT
The carbon dioxide content of the inhalation air (dead space) shall not exceed an average of 1,0 % (by volume)	Pass	Detail refer to Annex V

Annex V-Test Result: The test results obtained are given in the tables as follows:

No. of Sample	Condition	CO ₂ content of the inhalation air [%] by volume	An average CO ₂ content of the inhalation air [%] by volume	Requirements in accordance with EN 149:2001+A1:2009	Assessment of Test Result Conformity / Nonconformity
26	As received	0,58	0,587	CO ₂ content of the inhalation air shall not exceed an average of 1,0% by volume	Passed Filtering half masks fulfil requirements of the standard EN 149:2001 + A1:2009 given in 7.12
27		0,57			
28		0,59			

Lab B

7.13 HEAD HARNESS (EN 149:2001 + A1:2009 clause 8.4, 8.5)

Test Method: Described in Clause 8.4, 8.5

REQUIREMENT	RESULTS	COMMENT
The head harness shall be designed so that the particle filtering half-mask can be donned and removed easily.	Pass	No problem with the head harness reported by the wearers during the practical performance test.
The head harness shall be adjustable or self-adjusting and shall be sufficiently robust to hold the particle filtering half mask firmly in position and capable of maintaining total inward leakage requirements for the device.	Pass	No problem with the head harness reported by the wearers during the practical performance test.

Lab B

7.14 FIELD OF VISION (EN 149:2001 + A1:2009 clause 8.4)

Test Method: Described in Clause 8.4

REQUIREMENT	RESULTS	COMMENT
The field of vision is acceptable if determined so in practical performance tests.	Pass	There were no adverse comments following practical performance tests.

Lab B

7.15 EXHALATION VALVE (EN 149:2001 + A1:2009 clause 8.2, 8.3.4, 8.8, 8.9.1)

Test Method: Clause 8.2, 8.3.4, 8.8, 8.9.1

REQUIREMENT	RESULTS	COMMENT
A particle filtering half mask may have one or more exhalation valve(s), which shall function correctly in all orientations.	N/A	No exhalation valve in tested samples.
If an exhalation valve is provided it shall be protected against or be resistant to dirt and mechanical damage and may be shrouded or may include any other device that may be necessary for the particle filtering half mask to comply with 7.9	N/A	No exhalation valve in tested samples.
Exhalation valve(s), if fitted, shall continue to operate correctly after a continuous exhalation flow of 300 l/min over a period of 30s.	N/A	No exhalation valve in tested samples.
When the exhalation valve housing is attached to the face blank, it shall withstand axially a tensile force of 10N applied for 10s.	N/A	No exhalation valve in tested samples.

Lab -

7.16 BREATHING RESISTANCE (EN 149:2001 + A1:2009 clause 8.9)

Test Method: Described in Clause 8.9

REQUIREMENT				RESULTS	COMMENT
Classification	Max permitted resistance (mbar)			Pass	Detail refer to Annex VIA-VIB
	Inhalation		Exhalation		
	30 l/min	95 l/min	160 l/min		
FFP1	0.6	2.1	3.0		
FFP2	0.7	2.4	3.0		
FFP3	1.0	3.0	3.0		

Annex VIA-Test Result:

The test results obtained are given in the tables as follows:

Inhalation Resistance

No. of Sample	Condition	Inhalation Resistance (mbar)				Assessment of Test Result Conformity / Nonconformity	
		Flow rate 30 l/min [mbar]	Requirements in accordance with EN 149:2001+A1:2009	Flow rate 95 l/min [mbar]	Requirements in accordance with EN 149:2001+A1:2009		
42	As received	0.40	FFP1 ≤ 0,60	0.99	FFP1 ≤ 2,10	Passed Qualifies FFP1, FFP2, FFP3	
43		0.41		1.00			
44		0.40		0.97			
7	Simulated wearing treatment	0.42		0.98			FFP2 ≤ 2,40
8		0.41		0.99			
9		0.39		0.99			
23	Temperature conditioned	0.35	FFP3 ≤ 1,0	0.85	FFP3 ≤ 3,00		
24		0.33		0.80			
25		0.30		0.77			

Annex VIA-Test Result:

The test results obtained are given in the tables as follows:

Exhalation Resistance

No. of Sample	Condition	Flow rate	Facing directly	Facing vertically upwards	Facing vertically downwards	Lying on the left side	Lying on the right side	Requirements in accordance with EN 149:2001+A1:2009	Assessment of Test Result Conformity / Nonconformity
43	1,32	1,35	1,29	1,33	1,31				
44	1,24	2,27	1,21	1,24	1,22				
7	Simulated wearing treatment	1,31	1,35	1,27	1,29	1,31			
8		1,25	2,29	1,22	1,26	1,23			
9		1,32	1,37	1,29	1,31	1,32			
23	Temperature conditioned	1,29	1,30	1,32	1,29	1,31			
24		1,24	1,22	1,25	1,27	1,29			
25		1,19	1,17	1,18	1,20	1,21			

Lab A

7.17 CLOGGING (EN 149:2001 + A1:2009 clause 8.9, 8.10)

Test Method: Described in Clause 8.8, 8.10

REQUIREMENT	RESULTS	COMMENT
Valved particle filtering half masks: After clogging the inhalation resistances shall not exceed: FFP1:4mbar, FFP2:5mbar, FFP3:7mbar at 95L/min continuous flow. The exhalation resistance shall not exceed 3mbar at 160L/min continuous flow. Valveless particle filtering half masks: After clogging the inhalation resistances shall not exceed: FFP1:3mbar, FFP2:4mbar, FFP3:5mbar at 95L/min continuous flow	NAs	This is optional test and not desired by client.

Lab -

7.18 DEMOUNTABLE PARTS (EN 149:2001 + A1:2009 clause 8.2)

Test Method: Described in Clause 8.2

REQUIREMENT	RESULTS	COMMENT
All demountable parts (if fitted) shall be readily connected and secured, where possible by hand	N/A	No demountable part.

Lab -

Pass	Requirement satisfied.
NCR	Requirement not satisfied. Refer to the "Result details" section for more information.
NAs	Assessment not carried out.
N/A	Requirement not applicable.

LABORATORY INFORMATION

Code	Laboratory Name	Competency Explanations
Lab A	UNIVERSAL SERTİFİKASYON UYGUNLUK DEĞERLENDİRME A.Ş.	Internal Laboratory Services of Notified Body
Lab B	GCNTR ULUSLARARASI BELGELENDİRME, GOZETİM, EĞİTİM VE DIS TICARET LIMITED SİRKETİ KOCAELİ DİLOVA SUBESİ	Laboratory holds an accreditation by Turkish Accreditation Agency with number AB-1272-T according to EN ISO/IEC 17025:2017.
<ul style="list-style-type: none"> The laboratories are contracted bodies with UNIVERSAL CERTIFICATION and the technical competence of the laboratories is also under supervision / assessment of UNIVERSAL CERTIFICATION based on the provisions of EN ISO/IEC 17065 Requirements for bodies certifying products, processes and services standard. Each test result given in this test report shown with the issuing laboratory code. 		

Sample Photo



- End of Report -